


# MULTIPLE ZONE RGB/RGBW RF REMOTE CONTROLLER

| MODEL NO: RGBWRF



4 Zone RGB/RGBW



## TECHNICAL INFORMATION


### Specifications

Input & Output	Output Signal	RF (2.4GHz)
	Working Voltage	3V DC (AAAx2)
	Working Current	< 5mA
	Stanby Current	< 10µA
	Standby Time	1 Year
	Remote Distance	30m (barrier-free space)
Environment	Operational Temp.	ta: -30°C to +55°C
	IP Rating	IP20
Safety & EMC	EMC Standard (EMC)	EN301 489, EN62479
	Safety Standard (LVD)	EN60950
	Radio Equipment (RED)	EN300 328
	Certification	CE, EMC, LVD, RED
Weight	Net Weight	0.078kg
	Gross Weight	0.111kg
Warranty	Warranty	5 Years



ULTRA LEDs

 [ultraleds.co.uk](http://ultraleds.co.uk)

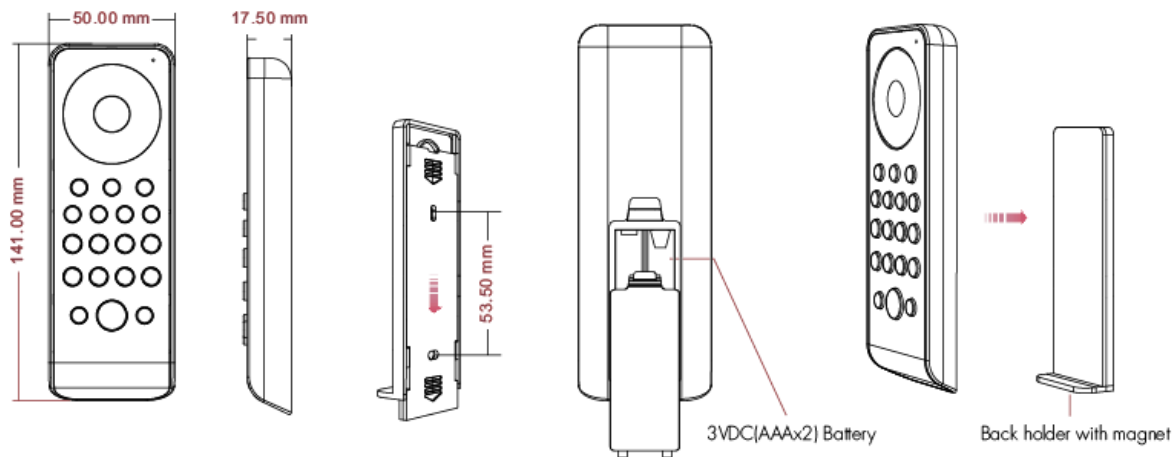
 0800 088 3300

 [orders@ultraleds.co.uk](mailto:orders@ultraleds.co.uk)

## FEATURES & BENEFITS

- Apply to RGB or RGBW LED controller
- Ultra sensitive colour adjustment touch wheel
- Independent dimming function of each R, G, B, W channel to achieve millions of colours
- Each remote can match one or more receiver
- AAA x 2 battery powered
- Operate with LED indicator light
- Magnet on the reverse which can be stuck on back holder

## MECHANICAL DIAGRAM



To fix the remote, three options are offered for selection:

- Option 1: stuck the remote on any metal surfaces directly.
- Option 2: fix the remote' back holder on the wall with two screws.
- Option 3: adhere the remote' back holder to the wall with paster.

## OPERATION

- When turn on light, the indicator display blue. when turn off light, the indicator display red.
- When touch the color wheel, the indicator will display the same color.
- When press or touch operation is invalid (If the light is off), the indicator display red.
- To extend battery life, no touch or press key operation after a few seconds, the touch wheel will enter sleep state, you need press any key to make touch wheel quit sleep state.

## MATCH REMOTE CONTROL (2 OPTIONS)

End user can choose the suitable match/delete ways. Two options are offered for selection:

### Use the controller's Match key

Match:

Short press match key, immediately press on/off key (single zone remote) or zone key (multiple zone remote) of the remote.

The LED indicator fast flash a few times means match is successful.

Delete:

Press and hold match key for 5s to delete all match, The LED indicator fast flash a few times means all matched remotes were deleted.

### Use Power Restart

Match:

Switch off the power, then switch on power again, immediately short press on/off key (single zone remote) or zone key (multiple zone remote) 3 times on the remote. The light blinks 3 times means match is successful.

Delete:

Switch off the power, then switch on power again, immediately short press on/off key (single zone remote) or zone key (multiple zone remote) 5 times on the remote. The light blinks 5 times means all matched remotes were deleted.

## KEY FUNCTION

### 4 zone RGB/RGBW remote



Touch color wheel.

Short press play 10 builtin mode, long press 2s run mode-cycle.

For dynamic mode, adjust speed,  
short press 10 levels, long press 2s get the default speed.

For static color, adjust saturation,  
short press 11 levels, long press 1-6s for continuous adjustment.

Adjust brightness,  
short press 10 levels, long press 1-6s for continuous adjustment.

Short press get red, green or blue color directly,  
long press 1-6s adjust R/G/B brightness continuously to achieve millions of colors.

Short press turn on/off white color,  
long press 1-6s adjust white brightness continuously.

Turn on/off 1/2/3/4 zone light, at the same time, select current zone.  
short press multiple zone on key fastly, will select multiple zone synchronously.

Turn on/off all 4 zone light.

2 scene memory,  
short press recall the scene, long press 2s save current color into S1/S2.  
the LED indicator display green when save OK.  
4 zone recall or save synchronously.