

Ultrathin Touch Wheel RF Remote Controller

SKU: RGBWRFCONT

1 and 4 zone RGB or RGBW/Touch color wheel/Wireless remote 30m distance/CR2032 battery



4 Zone RGB/RGBW

CE RoHS LVD RED

Features

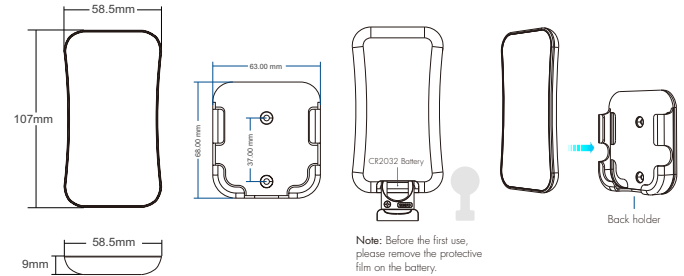
- Apply to RGB or RGBW LED controller.
- Ultra sensitive color adjustment touch wheel.
- Each remote can match one or more receiver.
- CR2032 battery powered.
- Operate with LED indicator light.

Technical Parameters

Input and Output	
Output signal	RF(2.4GHz)
Working voltage	3VDC(CR2032)
Working current	< 5mA
Standby current	< 10μA
Standby time	1 year
Remote distance	30m(Barrier-free space)
Environment	
Operation temperature	Ta: -30°C ~ +55°C
IP rating	IP20

Safety and EMC	
EMC standard [EMC]	EN55015, EN61547
Safety standard [VD]	EN61347, EN62493
Radio Equipment [RED]	EN300 440, EN50663, EN301 489
Certification [CE-RED]	Safety+EMC+RF
Warranty	
Warranty	5 years
Weight	
Net weight	0.037kg
Gross weight	0.062kg

Mechanical Structures and Installations



To fix the remote, two options are offered for selection:

- Option 1: fix the remote' back holder on the wall with two screws.
 Option 2: adhere the remote' back holder to the wall with pasteur.

Operation

- When light is on, touch the color wheel, the indicator will display red.
- To extend battery life, no touch or press key operation after a few seconds, the touch wheel will enter sleep state, you need press any key to make touch wheel quit sleep state.

Match Remote Control (two match ways)

End user can choose the suitable match/delete ways. Two options are offered for selection:

Use the controller's Match key

Match:
 Short press match key, immediately press on/off key (single zone remote) or zone key (multiple zone remote) on the remote.
 The LED indicator fast flash a few times means match is successful.

Delete:
 Press and hold match key for 5s to delete all match, The LED indicator fast flash a few times means all matched remotes were deleted.

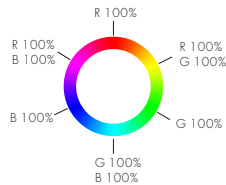
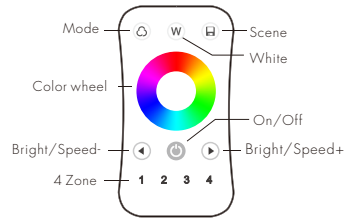
Use Power Restart

Match:
 Switch off the power, then switch on power again, immediately short press on/off key (single zone remote) or zone key (multiple zone remote) 3 times on the remote. The light blinks 3 times means match is successful.

Delete:
 Switch off the power, then switch on power again, immediately short press on/off key (single zone remote) or zone key (multiple zone remote) 5 times on the remote. The light blinks 5 times means all matched remotes were deleted.

Key function

RGBWRFCONT 4 Zone RGB/RGBW Remote Control



Color	R/G/B value		
Red	R100%	G0%	B0%
Yellow	R100%	G100%	B0%
Green	R0%	G100%	B0%
Cyan	R0%	G100%	B100%
Blue	R0%	G0%	B100%
Purple	R100%	G0%	B100%

On/Off: Short press turn on/off all zone light.

1,2,3,4 zone: Short press select and turn on zone light, long press 2s turn off zone light.

Short press multiple zone key fastly, will synchronous select multiple zone synchronously.

Color wheel: Touch to change current zone static RGB color.

Mode: Short press run the next dynamic mode, long press 2s run mode cycle.

Bright+/-: Static color, adjust brightness,

short press 10 levels, long press 1-6s for continuous 256 levels adjustment.

Speed+/-: Dynamic mode, adjust speed,

short press 10 levels, long press 2s get the fastest or slowest speed.

W: For RGB light, short press turn on/off white(RGB mix), long press 1-6s adjust saturation continuously, namely change current static RGB color to mixed white slowly.

For RGBW light, short press turn on/off W channel, long press 1-6s adjust W brightness continuously.

Scene: Short press recall the scene, long press 2s save.

the LED indicator will light up longer when save OK.

4 zone recall or save synchronously.

Safety information

1. Read all instructions carefully before you begin this installation.
2. When installing battery, pay attention to the battery positive and negative polarity.
A long time without the remote control, remove the battery.
When remote distance becomes smaller and insensitive, replace the battery.
3. If no response from the receiver, please re-match the remote.
4. Gently handle remote, beware of falling.
5. For indoor and dry location use only.