

MULTIPLE ZONE RGB/RGBW RF REMOTE CONTROLLER

| MODEL NO: RGBWRF



RGBWRF 4 Zone RGB/RGBW




TECHNICAL INFORMATION


Specifications

Input & Output	Output Signal	RF (2.4GHz)
	Working Voltage	3V DC (AAAx2)
	Working Current	< 5mA
	Standby Current	< 10µA
	Standby Time	1 Year
	Remote Distance	30m (barrier-free space)
Environment	Operational Temp.	ta: -30°C to +55°C
	IP Rating	IP20
Safety & EMC	EMC Standard (EMC)	EN301 489, EN62479
	Safety Standard (LVD)	EN60950
	Radio Equipment (RED)	EN300 328
	Certification	CE, EMC, LVD, RED
Weight	Net Weight	0.078kg
	Gross Weight	0.111kg
Warranty	Warranty	5 Years



ULTRA LEDs

 ultraleds.co.uk

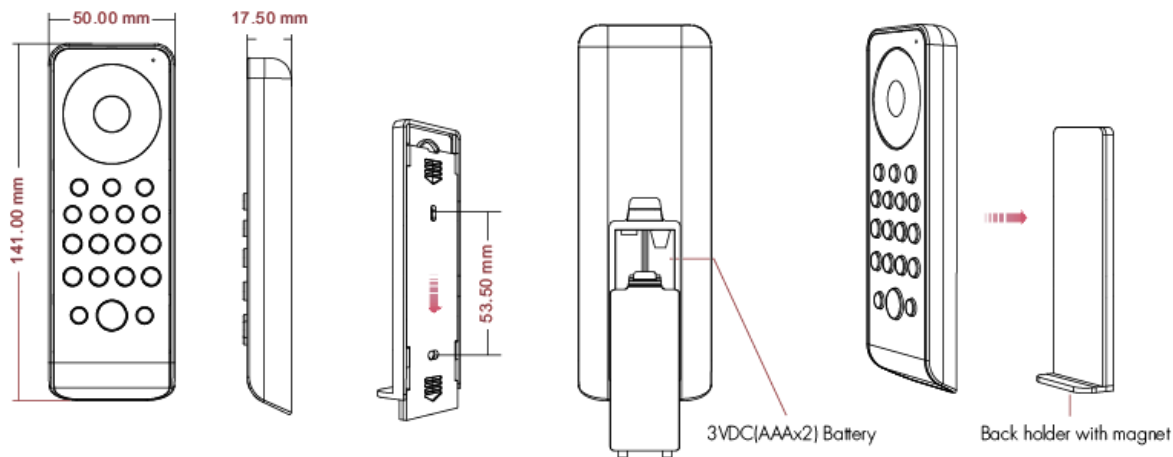
 0800 088 3300

 orders@ultraleds.co.uk

FEATURES & BENEFITS

- Apply to RGB or RGBW LED controller
- Ultra sensitive colour adjustment touch wheel
- Independent dimming function of each R, G, B, W channel to achieve millions of colours
- Each remote can match one or more receiver
- AAA x 2 battery powered
- Operate with LED indicator light
- Magnet on the reverse which can be stuck on back holder

MECHANICAL DIAGRAM



To fix the remote, three options are offered for selection:

- Option 1: stuck the remote on any metal surfaces directly.
- Option 2: fix the remote' back holder on the wall with two screws.
- Option 3: adhere the remote' back holder to the wall with paster.

OPERATION

- When turn on light, the indicator display blue. when turn off light, the indicator display red.
- When touch the color wheel, the indicator will display the same color.
- When press or touch operation is invalid (If the light is off), the indicator display red.
- To extend battery life, no touch or press key operation after a few seconds, the touch wheel will enter sleep state, you need press any key to make touch wheel quit sleep state.

MATCH REMOTE CONTROL (2 OPTIONS)

End user can choose the suitable match/delete ways. Two options are offered for selection:

Use the controller's Match key

Match:

Short press match key, immediately press on/off key (single zone remote) or zone key (multiple zone remote) of the remote.

The LED indicator fast flash a few times means match is successful.

Delete:

Press and hold match key for 5s to delete all match, The LED indicator fast flash a few times means all matched remotes were deleted.

Use Power Restart

Match:

Switch off the power, then switch on power again, immediately short press on/off key (single zone remote) or zone key (multiple zone remote) 3 times on the remote. The light blinks 3 times means match is successful.

Delete:

Switch off the power, then switch on power again, immediately short press on/off key (single zone remote) or zone key (multiple zone remote) 5 times on the remote. The light blinks 5 times means all matched remotes were deleted.

KEY FUNCTION

■ RS4 4-zone RGB/RGBW remote



Touch color wheel.

Short press play 10 levels mode, long press 2s on mode/cycle.

For dynamic mode, adjust speed,
short press 10 levels, long press 2s get the default speed.

For static color, adjust saturation,
short press 11 levels, long press 1.5s for continuous adjustment.

Adjust brightness,
short press 10 levels, long press 1.5s for continuous adjustment.

Short press get red, green or blue color directly,
long press 1.5s adjust R/G/B brightness continuously to achieve mixture of colors.

Short press turn on/off white color,
long press 1.5s adjust white brightness continuously.

Turn on/off 1/2/3/4 zone light at the same time, select current zone,
short press multiple zone on key locally, will select multiple zone synchronously.

Turn on/off all 4 zone light.

2 zone memory
short press recall the scene, long press 2s save current color into S1/S2,
the LED indicator display green when save OK,
4 zone recall or save synchronously.