

ORION-D-200/24V

TRIAC Constant Voltage Dimming Driver

Summary

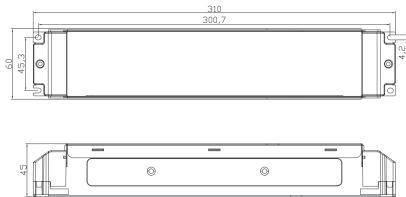
ORION-D-200/24V is a constant voltage mode output LED driver. The driver supports leading edge (Triac) and trailing edge (ELV) dimmer, and can be compatible with the systems of various brands (Philips, Panasonic, Lutron, Simon, ABB, Siemens etc.) to achieve a smooth dimming effect.

Product Features

- Single-channel constant voltage output,8.3A Max.
- Support Leading edge (Triac) and Trailing edge (ELV) Dimmer.
- Dimming range from 40VAC to 240V AC.
- Dimming effect smooth, no flicker
- High efficiency: up to 92%.
- Over current protection; Over voltage protection;Short circuit protection; Over temperature Protection
- Suitable for indoor LED lighting application



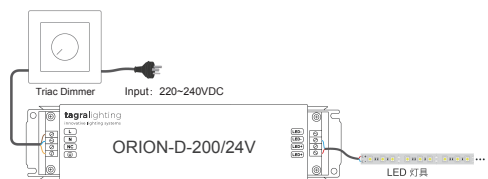
Dimension (mm)



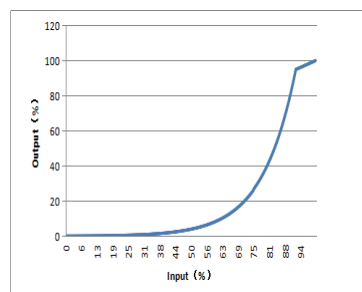
Technical Parameters

Model	ORION-D-200/24V	
Output	Channels	1
	Voltage	24VDC
	Current	8.3A
	Power	200W
	Voltage Accuracy	±3%
	R & N (Max)	400mVp-p
Input	Voltage	220VAC – 240VAC
	Frequency	50/60Hz
	Dimming Voltage Range	40-240VAC
	Efficiency(Typ)	92%@230VAC,full load
	PF	> 0.95@230VAC,full load
	THD	< 10%@230VAC,full load
	Current	1A@230VAC
Protection	Inrush current	Cold start,26.2A($t_{width}=700\mu s$ measured at 50% I_{peak}) @230VAC
	Short circuit	Close the output, restart to recover since fault condition is removed for 10s
	Over voltage	Hiccup, recovers after fault condition is removed
	Over current	Hiccup, recovers after fault condition is removed
Function	Over temperature	Shut down and auto-restart after normal temperature
	Dimming mode	Triac/ELV
Others	Dimension	310*60*45mm (L*W*H)
	Packing size	315*66*50mm,10pcs/carton
	G.W	842g
	Working temp.	-20℃ ~ 50℃
	Relative humidity	20~90% RH

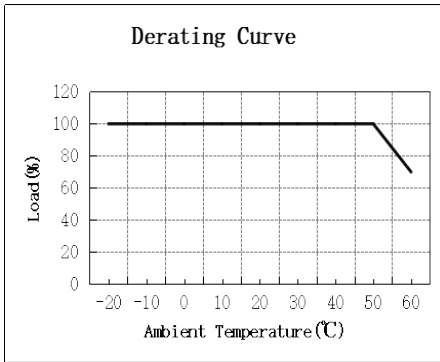
Wiring Diagram



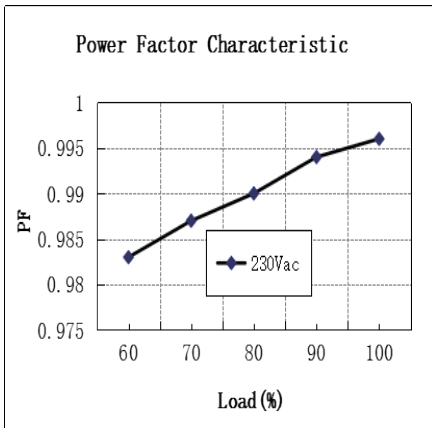
Dimming Curve



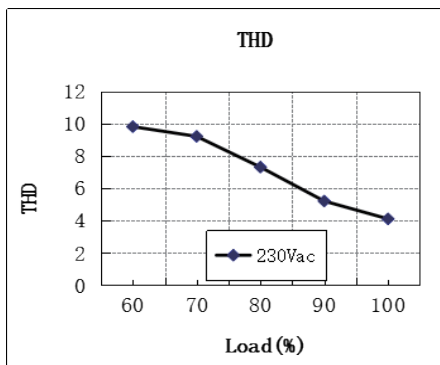
Derating Curve



PF vs Load



THD vs Load



Cautions

- 1.The product shall be installed and serviced by a qualified person.
- 2.This product is non-waterproof. Please avoid the sun and rain. When installed outdoors please ensure it is mounted in a water proof enclosure.
- 3.Good heat dissipation will prolong the working life of the controller. Please ensure good ventilation.
- 4.Please check if the output voltage and current of any LED power supplies used comply with the requirement of the product.
- 5.Please ensure that adequate sized cable is used from the controller to the LED lights to carry the current. Please also ensure that the cable is secured tightly in the connector.
- 6.Ensure all wire connections and polarities are correct before applying power to avoid any damages to the LED lights.
- 7.If a fault occurs please return the product to your supplier. Do not attempt to fix this product by yourself.